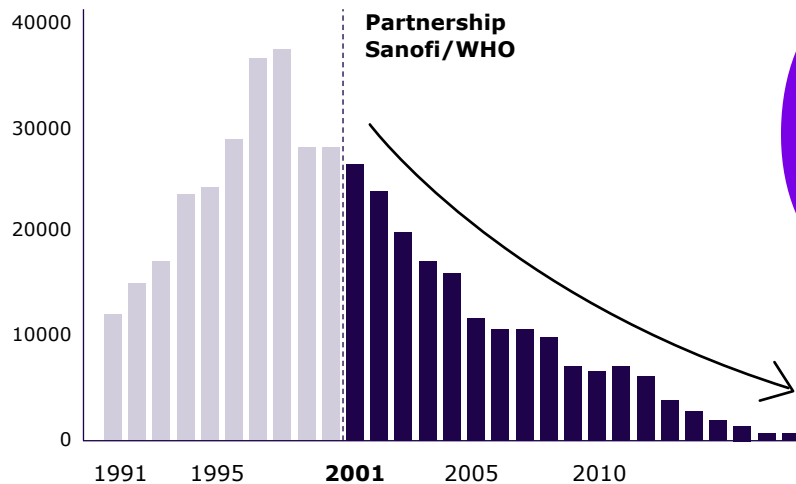


Acoziborole: Strong commitment to *eliminate sleeping sickness*

Number of sleeping sickness cases diagnosed



95%
treatment
success rate from
Ph2/3

Acoziborole

Investigational single dose treatment "test and treat" prevention approach

Fexinidazole

10 days of treatment administered at the health center

Previous standard of care

Minimum of 10 days of infusion and oral treatments administered at the hospital

Taking *bolder steps* towards our net zero ambition



Versus 2019 baseline. 1. Sanofi recognized with highest score for its commitment and transparency in the fight to address climate change.

sanofi



ESG
appendices






Sanofi ESG Q4 *achievements*


Affordable access




Global Health Unit #Patients treated

FY 2021	FY 2022
Malaria 9,276,504 23 countries	Malaria 2,835,392 18 countries 
Tuberculosis 146,356 28 countries	Tuberculosis 138,593 17 countries 
NCD 40,439 16 countries	NCD 185,151 28 countries 

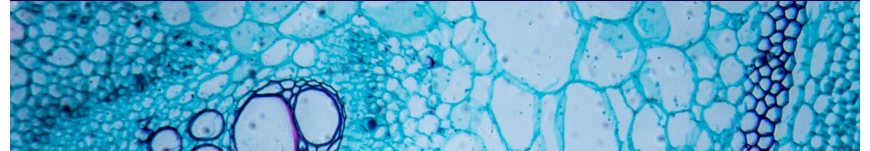
Rare disease vials donation

FY 2021	FY 2022
1,083 patients treated	1,122 patients treated
109,677 vials donated	121,025 vials donated 


Global access plan

FY 2021	FY 2022
Pilot phase in progress	Global Access Plan initiated for 2 assets 


R&D for unmet needs




Polio eradication

FY 2021	FY 2022
50.5 million IPV doses supplied to UNICEF	47 million IPV doses supplied to UNICEF 

Sleeping sickness elimination

FY 2021 ¹	FY 2022
2 million patients tested for HAT	Data updated annually at Q2 23
805 patients treated 	

Pediatric cancer treatment development

FY 2021	FY 2022
2 assets identified; preclinical studies started	1 asset pre-clinical assessment complete
	1 asset in protocol preparation for clinical study
	1 additional asset identified for clinical development 

Sanofi ESG Q4 *achievements*

Planet care



Blister-free syringe vaccines

FY 2021	FY 2022
29% of blister free syringe vaccines produced	33% of blister free syringe vaccines produced

Eco-design

FY 2021	FY 2022
4 LCAs completed	7 LCAs completed & 1 in progress
	Eco-design digital solution launched

Scope 1 & 2 GHG emissions reduction

FY 2021	FY 2022
-24.4% vs 2019	-29.4% vs 2019

Renewable electricity & eco-car fleet

FY 2021	FY 2022
51.7% renewable electricity	62% renewable electricity
26.2% eco-fleet	34.1% eco-fleet

In and beyond the workplace



Diverse Senior Leadership

FY 2021	FY 2022
34.2% of our executives and 40.1% of our senior leaders were women	37.2% of our executives and 41.7% of our senior leaders were women

Engagement with communities

FY 2021	FY 2022
4,975 volunteers	6,825 volunteers
26,906 hours	46,976 hours

From Leaders to Citizens

FY 2021	FY 2022
Rollout planned in 2022	More than half of the leaders have completed the initial eLearning phase

Sanofi ESG ratings

Rating agencies

S&P Global
Ratings



MSCI



ISS-oekom



**access to
medicine
index**

**vigeo
eiris**

SCORE

86/100	21.2 Medium risk	70/100	A	Climate Change: A Water: A-	B	4.3/5	3.47/5	64/100
New rating done in 2022	▲ 21.6	▲ 69/100	= A	= ▼ A/A	= B	▲ 4.2/5	= 3.47/5	▲ 62/100
One of the highest scores across all sectors globally 80 points for its solid fundamentals & strong preparedness opinion of 6 points	11 th among 455 pharmaceutical companies	Percentile of 96 within 157 scored companies in the industry	Within the top 6 highest rated pharmaceutical companies	Leading position	1 st decile of the 476 companies in the industry	With very high rating across the 3 pillars ESG	Top 10 company	1 st pharmaceutical company out of 57 Score in progress since 2018

▲ Vs previous rating
=

Scores assigned by the rating agencies are not equivalent.